

# Safety Monitoring Relays

# SR103AM

SpeedSPEC

SR103AM

sti.com

For full product information, visit [www.sti.com](http://www.sti.com). Use the SpeedSPEC Code for quick access to the specific web page.

## Dual-Channel Safety Monitoring Relay

- Power requirements—the SR103AM will accept 24 VAC/DC or 115 VAC
- Inputs—the SR103AM will accept single or dual N/C inputs or dual inputs from a light curtain
- Outputs—the SR103AM has 3 N/O outputs to route power to the coils of power contactors, plus 1 N/C auxiliary output for signaling purposes
- External Device Monitoring (EDM) is provided with a N/C loop between S11/S12 and S21 on the SR103AM
- Monitored manual or automatic/manual reset modes are available on the SR103AM. Monitored manual reset requires closure of the reset circuit followed by opening of the circuit. Reset occurs when circuit is opened. Auto reset requires only closure of the reset circuit as reset occurs when circuit is closed.
- A Rapid Delivery Product: Select models are available for shipment today or within 3 to 5 days



## Specifications

Electrical	All Models	SR103AM01	SR103AM02
Power Supply:	±10%, 50-60 Hz	24 VAC/DC	115 VAC
Power Consumption:	Approx. 1 VA		
Safety Inputs:	1 N/C or 2 N/C or 2 solid state (light curtain)		
Max Input Resistance:	800 Ohms per channel		
Outputs:	3 N/O + 1 N/C auxiliary		
Output Rating AC:	Inductive AC-15, 3 A/230 VAC		
Output Rating DC:	Inductive DC-13, 2 A/24 V		
Min Switched Current/Voltage:	10 mA/10 V		
Impulse Withstand Voltage:	2500 V		
Max Drop-Out Time:	12 ms (75 ms by removing supply voltage)		
Max Output Fuse:	6 A quick-acting or 4 A slow-acting		
Reset Mode:	Monitored manual (S11-S21) or automatic/manual (S12-S21)		
Contactor Monitoring:	N/C loop S11/S12-S21		
<b>Mechanical</b>			
Mounting:	35 mm (1.38 in.) DIN rail		
Case Material:	Fiber-filled Polyamide PA6.6		
Max Wire Size:	1 x 2.5 mm <sup>2</sup> (14 AWG) stranded		
Weight:	230 g (8.1 oz.)		
Color:	Red		
External Switches:	None		
Indication:	Green = K1 Closed, Green = K2 Closed		
Mechanical Life:	1 x 10 <sup>7</sup> operations		
<b>Environmental</b>			
Enclosure Protection:	IP20 terminals, IP40 (NEMA 1) housing		
Operating Temperature:	24 VAC/DC: -15 to 40°C (5 to 104°F) 115 VAC: -15 to 40°C (5 to 104°F)		
Storage Temperature:	-25° to 70°C (-13 to 158°F)		
Humidity:	93% RH at 104°C (219°F)		
<b>Compliance</b>			
Standards:	EN60439-1, EN60947-1/5/7, EN61000-6, EN62061, EN ISO 13849-1		
Approvals/Listings:	CE marked for all applicable directives, UL and C-UL, TÜV Rheinland		

Specifications are subject to change without notice.

Note:

The safety contacts of the STI switches are described as normally closed (N/C)—i.e., with the guard closed, actuator in place, and the machine able to be started.



Conforms to EN60439-1, EN60947-1/5/7, EN61000-6, EN62061, EN ISO 13849-1  
UL and C-UL listed  
TÜV Rheinland approved

J

 **Select models are available for Rapid Delivery.**

Visit this product on [www.sti.com](http://www.sti.com) for details..

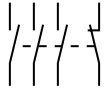


[www.sti.com/info](http://www.sti.com/info)



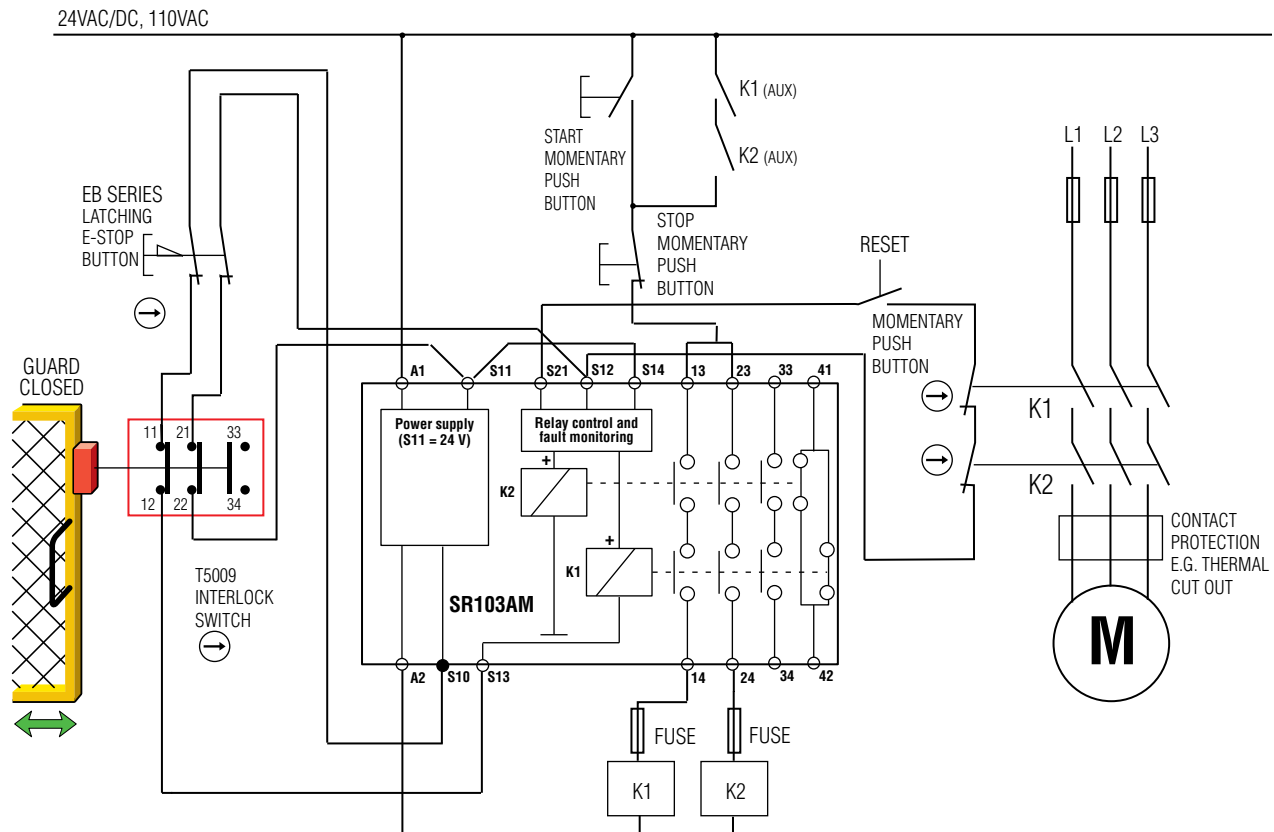
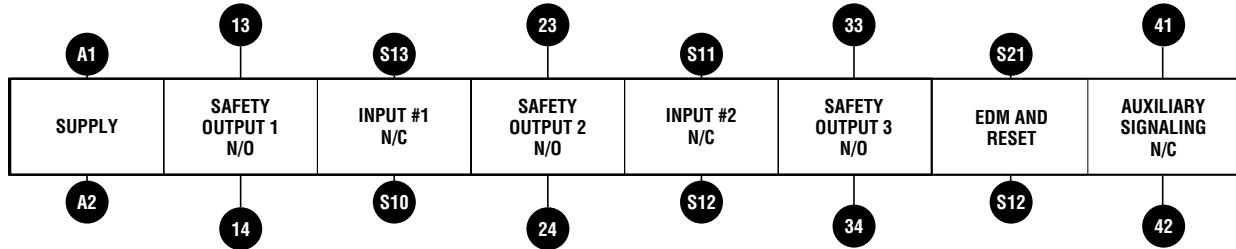
# Application

## Output Contact Arrangements      Terminal Pin Assignments



14	⊗	⊗	S12	A1	⊗	⊗	13
24	⊗	⊗	S13	S11	⊗	⊗	23
34	⊗	⊗	S10	S14	⊗	⊗	33
42	⊗	⊗	A2	S21	⊗	⊗	41

### Terminal Connections



For a full explanation of the circuit operating principle and fault detection, see "Common Circuit Examples" in the Expert Area Section of this catalog on page A-31.

Select models are available for Rapid Delivery.

Visit this product on [www.sti.com](http://www.sti.com) for details.

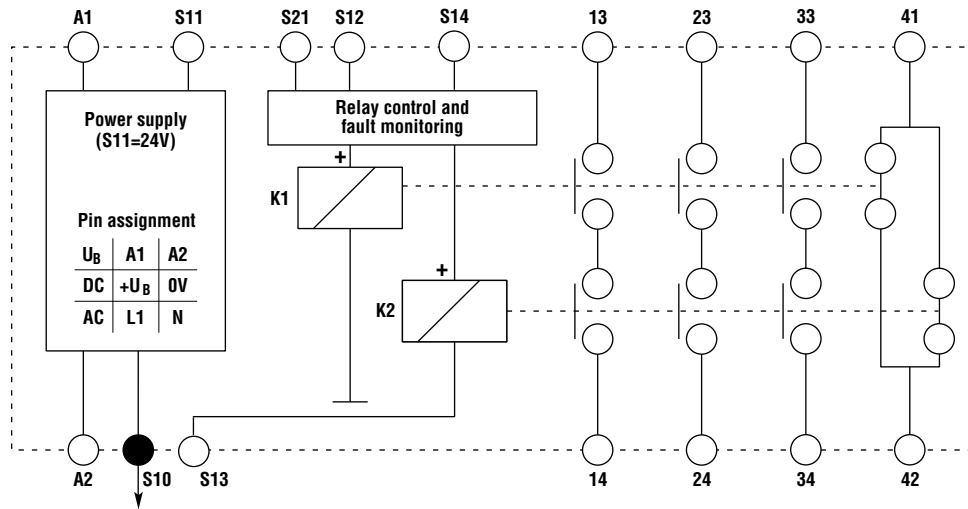


[www.sti.com/info](http://www.sti.com/info)





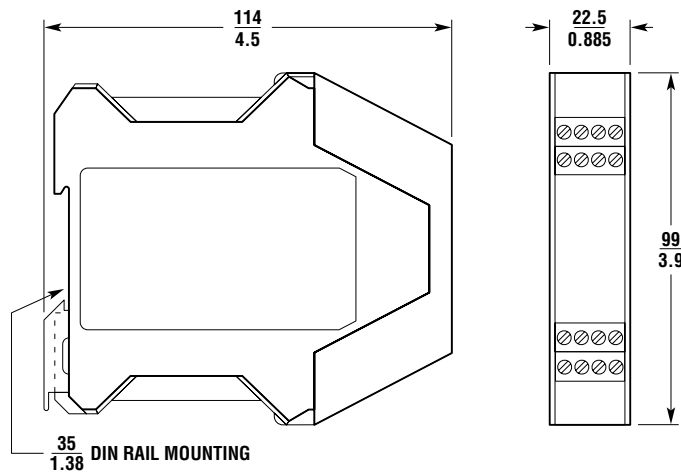
## Block Diagram



## Dimensions

(mm/in.)

SR103AM



J

## Ordering

Model	Supply	Inputs	Outputs	Auxiliary	Part No.
SR103AM01	24 VAC/DC	2 N/C	3 N/O	1 N/C	44510-1031
SR103AM02	115 VAC	2 N/C	3 N/O	1 N/C	44510-1032

Select models are available for Rapid Delivery.

Visit this product on [www.sti.com](http://www.sti.com) for details.