

XER6022 & XER6022-SS

Explosion-Proof Rope Pull Emergency Stop Switch

- Long Rope spans mean fewer number of switches required per application (80 m spans for XER6022; 100 m spans for XER6022-SS)
- Tension indicator makes system setup and rope tension maintenance easy
- Contact arrangements of 1 N/C + 1 N/O for XER6022
Contact arrangements of 2 N/C or 1 N/C + 1 N/O for XER6022-SS
- IP67 (NEMA 6) enclosure withstands water washdown cleaning
- Heavy-duty housing is suitable for demanding industrial applications
- Reset button—the blue reset button must be pushed in order to return to “machine run” condition following switch actuation by a pulled or slacked rope
- Vibration tolerant—the snap-acting switch contacts protect against nuisance tripping due to vibration
- Optional E-stop button—may be added or replaced in the field
- Rubber bellows contain UV inhibitor making the switches suitable for outdoor applications
- Long life—designed for a minimum of one million actuations



Conforms to IEC947-5-1, IEC947-5-5, EN418, UL508, BS5304

Specifications

Electrical	All Models	XER6022-SS
Ex Classification:	II 2 G EEx d II C T6	
Certification:	PTB 00 ATEX 1093X IBExU 01 ATEX 1007X	
Contact Configurations:	1 N/C + 1 N/O	1 N/C + 1 N/O, 2 N/C
Safety Contacts:	1 N/C	1 N/C, 2 N/C
Rated Voltage AC15:	400 VAC 250 VAC 250 VDC	Switching Ability: 250 V—3 A, 125 V—3A, Inductive 30 V—5 A, Inductive
Rated Current DC13:	2 A AC 4 A AC 0.15 A DC	Auxiliary Contacts: 1 N/O
AC Ratings (Switching):	250 V 125 V	Max Switching Current/Volt/Amp: 240 V/720 VA
Resistive:	5 A 5 A	
Inductive:	3 A 3 A	
DC Ratings (Switching):	250 V 125 V 30 V	Minimum Current: 5 V 5 mA DC
Resistive:	0.4 A 0.8 A 7 A	
Inductive:	0.03 A 0.06 A 5 At	
Electrical Life:	1 x 10 ⁶ minimum	
Mechanical		
Mounting:	Any position	
Mounting Hardware:	4 x M5 screws	
Max Rope Span:	80 m (262 ft.)	100 m (328 ft.)
Operation Force:	< 125 N (28 lb.)	
Tensioning Force to Run Position:	130 N (23 lb.) typical	
Case Material:	Die-cast aluminum alloy	316 stainless steel casting
Eye Nut Material:	Stainless steel	
Wiring Entry:	3 m cable	
Weight:	880 g (31 oz.)	1750 g (62 oz.)
Color:	Yellow	Stainless steel
Mechanical Life:	1 x 10 ⁶ minimum	
Environmental		
Protection:	IP67 (NEMA 6)	
Operating Temperature:	-25 to 80°C (-13 to 176°F)	
Cleaning:	Water washdown	
Compliance		
Standards:	IEC947-5, IEC947-5-5, EN418, UL508, BS5304	
Approvals/Listings:	CE marked for all applicable directives (UL and C-UL pending, TUV pending))	

Specifications are subject to change without notice.

Note: The safety contacts of the STI switches are described as normally closed (N/C)—i.e., with the rope properly tensioned and the machine able to be started.

Operation



Blue Reset Knob


A blue reset button is provided to easily return the unit back to its machine-run position after actuation.



Emergency Push Button

The emergency push button may be installed or repositioned in the field. There are two possible mounting positions for the emergency stop button. To assure compliance with all applicable European and Canadian standards, the supplied yellow background label must be applied to the XER6022-SS.

Installation Hardware Available



Installation Hardware

Individual hardware items may be purchased for specific installation requirements.



RK Rope Tension Kit

The RK Rope Tension Kit comes with all of the required hardware for most installations. A spring is required as shown in the installation example below.

For up to 50 m rope span, one rope end is terminated with a thimble, permanent clamp, and quick link attached.

For over 50 m rope span, 2 Tension/Gripper assemblies are supplied (no quick link.)

Contact Arrangements

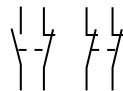
XER6022



	0 mm 0 in	4.0 0.16	15.0 0.59	17.0 0.67
	Rope Slack		Tension Range	
Brown/Blue				
Black/Black				

Contact Open Contact Closed

XER6022-SS

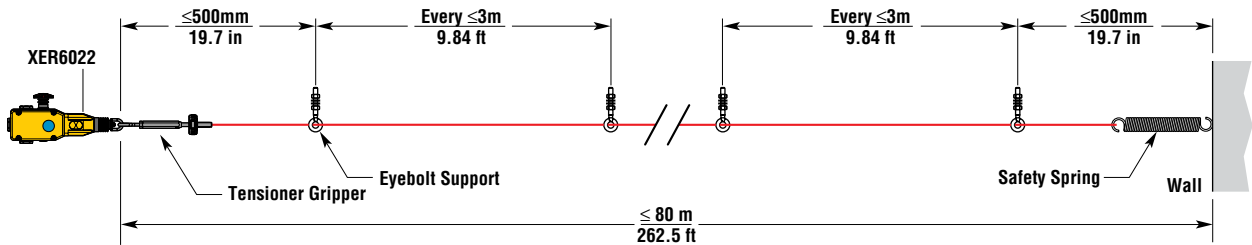
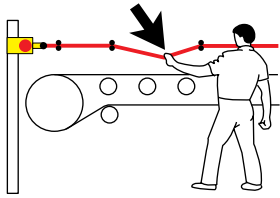


XER6022-SS	0 mm 0 in	3.5 0.14	14.5 0.57	17.0 0.67
2NC Versions	Rope Slack		Tension Range	
Brown/Blue				
Black/Black				
1NC + 1 NO Versions	Rope Slack		Tension Range	
Brown/Blue				
Black/Black				

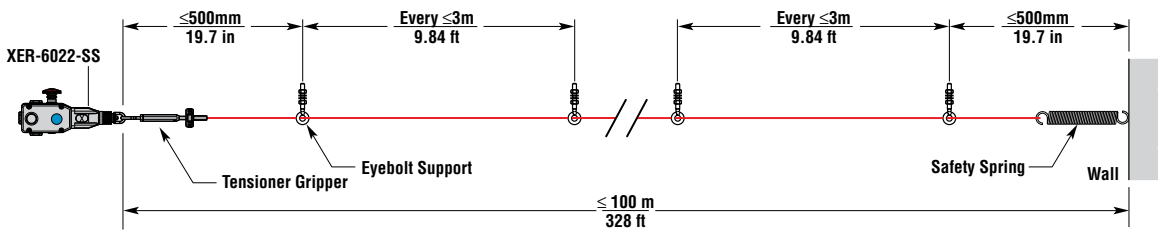
Contact Open Contact Closed

Operation (continued)

Mounting Specification



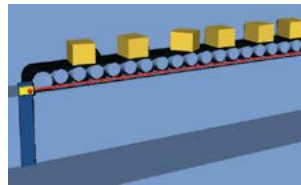
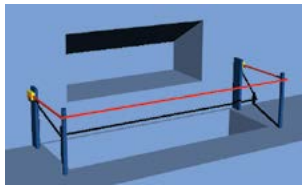
Note: Some installations may require a XER6022 on each end.



Note: Some installations may require a XER6022-SS on each end.

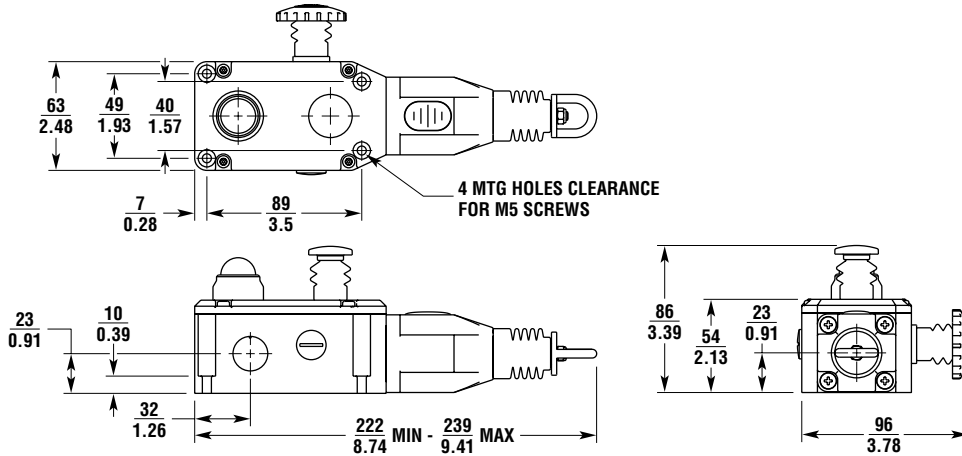
Applications

Typical applications are on conveyor systems and across rotating machinery, and around hazardous areas.



Dimensions

(mm/in.)



Ordering

Model	E-Stop	Indicator Beacon	Contacts	Wiring Entry	Part No.
XER6022-011C3	Not included	N/A	1 N/C + 1 N/O	3 m cable	44506-5600
XER6022-011C3SS	Not included	N/A	1 N/C + 1 N/O	3 m cable	44506-5610
XER6022-020C3SS	Not included	N/A	2 N/C	3 m cable	44506-5620

Accessories					Part No.
Stainless Steel Rope Kits	Quick Link	Eye-bolts	Tension/Gripper Assembly	Allen Wrench	
RK5, 5 m Kit	Yes	3	1	1	44506-2705
RK10, 10 m Kit	Yes	5	1	1	44506-2710
RK15, 15 m Kit	Yes	7	1	1	44506-2715
RK20, 20 m Kit	Yes	9	1	1	44506-2720
RK30, 30 m Kit	Yes	12	1	1	44506-2730
RK50, 50 m Kit	Yes	20	1	1	44506-2750
RK80, 80 m Kit	No	30	2	2	44506-2780
RK100, 100 m Kit	No	37	2	2	44506-2711
RK126, 126 m Kit	No	45	2	2	44505-2726
Rope Only					
R5M, 5 m Rope Only					44506-3705
R10M, 10 m Rope Only					44506-3710
R20M, 20 m Rope Only					44506-3720
R30M, 30 m Rope Only					44506-3730
R50M, 50 m Rope Only					44506-3750
R80M, 80 m Rope Only					44506-3780
R100M, 100 m Rope Only					44506-3711
R126M, 126 m Rope Only					44506-3726

Accessories	Part No.
SM06-SLXER6022, Replacement Lid	44506-5720
SM06-SLXER6022SS, Replacement Lid for ER6022-SS and XER6022-SS without LED	44506-5730
SM06-TK00, Tensioner Kit (Turnbuckle, 8 Rope Grips, & 4 Thimbles)	44506-0700
SM06-TG00, Tensioner Gripper, Stainless Steel	44506-4700
SM06-EB10, Eye Bolt Stainless Steel, 8 per pack	44506-4710
SM06-EB20, Eye Bolt	44506-0720
SM06-DL20, Double Loop Clip, Stainless Steel, 4 per pack	44506-4720
SM06-DL21, Double Loop Clip, Galvanized, 4 per pack	44506-4721
SM06-THSS, Thimble Stainless Steel, 4 per pack	44506-4770
SM06-THGV, Thimble Galvanized, 4 per pack	44506-4771
SM06-QLSS, Quick Link Stainless Steel	44506-4772
SM06-TB30, Turnbuckle, Stainless Steel	44506-4730
SM06-TB31, Turnbuckle, Galvanized	44506-4731
SM06-SP30, Spring	44506-2705
SM06-SP50, Spring, Stainless Steel	44506-4750
SM06-RPSS, Rope Pulley, Stainless Steel	44506-4780
SM06-ES60, E-Stop Mechanism	44506-4760
SM06-YLES, Yellow E-Stop Background Label	44506-4791
SM06-LF40, Replacement LED Indicator Beacon, 24 VDC	44506-4740
SM06-LF41, Replacement LED Indicator Beacon, 120 VAC	44506-4741

Select models are available for Rapid Delivery.

Visit this product on www.sti.com for details.

